

How to Register Your Nonprofit on the Benevity Causes Portal

Benevity is a leader in corporate purpose software, facilitating over \$14 billion in donations, 72 million volunteer hours, and \$19 billion in grants. We connect companies and their employees across the globe with impactful workplace giving, granting programs, and volunteering opportunities.

The Benevity Causes Portal is an entry point that allows your organization access to our vast supporter network, where you can connect your nonprofit with a community of donors, volunteers, and grant-makers eager to make a difference.

This guide will walk you through the registration process of setting up your organization on Benevity.

Create an account

Follow these steps to get started:

1. Go to <https://benevity.com/causes> and click on **Register Now**

2. Fill in your first and last name, email address, and create a secure password.

3. Confirm your authority to manage the profile and agree to the Causes Terms of Use.

4. Click the **Register** button

Once your account is set up, complete the following steps outline in this guide to register your organization.

The screenshot shows the 'Create Account' form with the following fields and options:

- First name**: Text input field with a clear button.
- Last name**: Text input field with a clear button.
- Email address**: Text input field with a placeholder 'ex: email@address.com' and a clear button.
- Password**: Text input field with a clear button and a strength indicator.
- Confirm password**: Text input field with a clear button and a strength indicator.

Below the password fields, the form lists requirements for a strong password:

- Your password must be strong:
 - 16 characters in length or longer
 - One or more lowercase letters
 - One or more uppercase letters
 - One or more numbers
 - One or more special characters (!@#%&*)
 - Passwords match

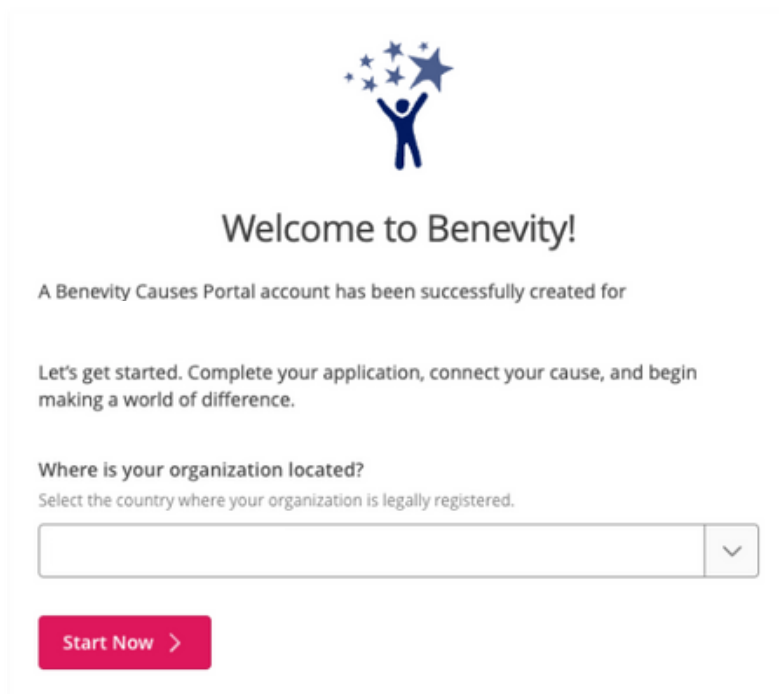
At the bottom, there are two checkboxes for terms and conditions:

- I have permission and authority to create this account on behalf of my organization. We take security and fraud prevention seriously. You may need to provide legal and financial documentation for verification.
- I have read and understood Benevity Causes Portal Terms of Use and Privacy Policy [↗](#)

A dark blue **Register** button is located at the bottom of the form. Below the button is a link: [Learn more about who should register ↗](#)

Step 1 - Identify your organization's location

Select your organization's operating country from the dropdown menu and click '**Start Now**' to proceed.

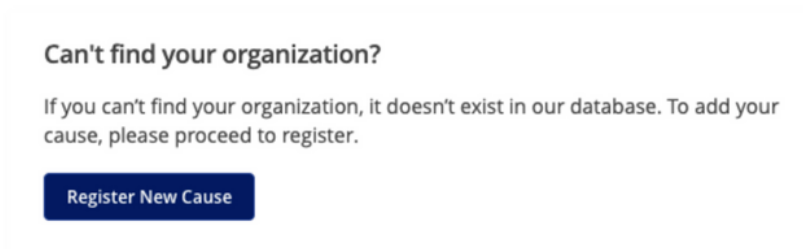


The screenshot shows a white background with a blue icon of a person holding up stars at the top center. Below the icon, the text reads "Welcome to Benevity!". Underneath, it says "A Benevity Causes Portal account has been successfully created for". Further down, it says "Let's get started. Complete your application, connect your cause, and begin making a world of difference." Below this is a section titled "Where is your organization located?" with the instruction "Select the country where your organization is legally registered." This is followed by a white dropdown menu with a downward arrow on the right. At the bottom of the form is a red button with the text "Start Now >" in white.

Step 2 - Search for your organization

Search for your organization by name or government ID.

New to Benevity? Select the "Register New Cause" button under the 'Can't find your organization?' section if your organization is not listed. You will be given another step to provide your organization's legal and operational details.



The screenshot shows a white box with a grey border. At the top, it says "Can't find your organization?". Below that, it says "If you can't find your organization, it doesn't exist in our database. To add your cause, please proceed to register." At the bottom of the box is a dark blue button with the text "Register New Cause" in white.

Step 3 - Complete Contact Details

As the primary administrator on behalf of your organization, complete this form to ensure that both Benevity and your supporters can connect with you.


Note: If you are registering an organization already listed in the Benevity Causes Portal, you may be prompted to supply verification documents in the next step before submitting your application.

STEP 3

Complete Contact Details


Since you have initiated registration, you have been set as the account administrator. You can change this later once your registration has been approved.

Account administrator first name

Account administrator middle name or initial (optional) 

Account administrator surname

Account administrator email address

Account administrator phone number

Step 4 - Complete Organization Details

{New applications only}

Please provide the following information:

Legal Name: Enter the official name of your organization as recognized legally.

Organization Type/Regulatory Body: Specify the category or type of your organization and the governing regulatory body.

Focus Area: Select the primary area of impact.

Registration Number: Provide the unique government-issued registration number.

Step 5 - Verify your organization

New to Benevity? You will be asked to provide documentation from the regulatory or governing body applicable to your organization's operating region.


Existing Organization? Documentation may be requested to verify your authority to manage the account on behalf of your organization.

Verify Your Authority

Security and fraud prevention are taken seriously at Benevity. We need to verify that you are the right individual to be registering this organisation.

Please attach the following documentation:

IRS Letter of Determination


Add file

[Save and continue](#)

Step 6 - Review Your Application

Before submitting your application, thoroughly review all the information you have provided.

Final Submission: Once submitted, you cannot make any edits to your application, so be sure that it is accurate and complete.

Operating Region or Country: If you need to change your organization's location, please note that this will reset the application process. This is because the required information varies based on the country of operation.

Following Your Application Submission

Upon completing the registration steps, our team will review your application, which includes a comprehensive validation and security check. The timeline for this process may vary, as it is conducted on a case-by-case basis. Once your application is approved, you will receive an email from our Validation Team. This email will confirm that your account is activated and ready for use. Should we require more information to proceed with your application, you will be notified via email.

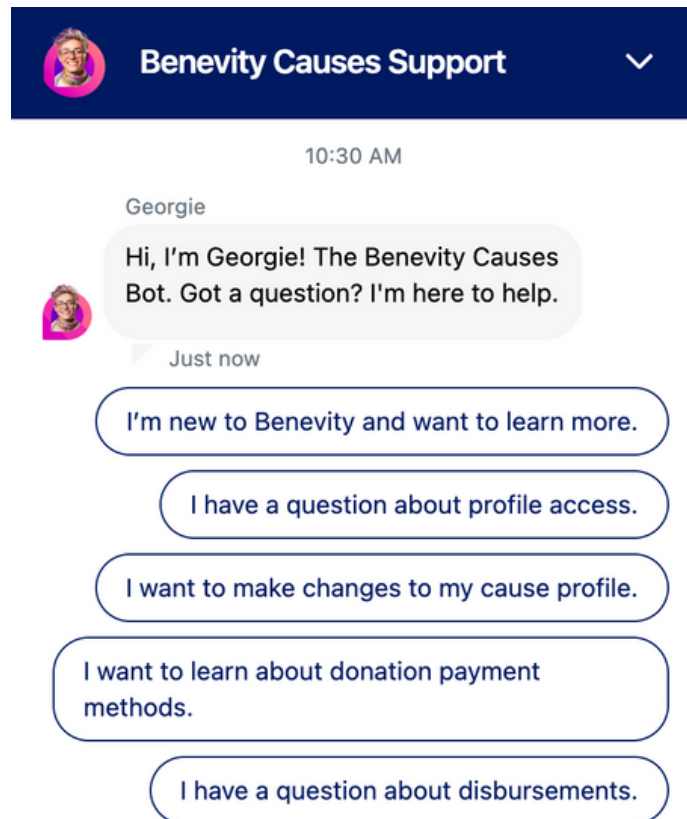
Accessing Your Benevity Cause Profile

Upon approval, additional steps are required to be fully onboarded:

- **Complete the Self-Certification Declaration:** Clarify your internal policies regarding where funds will be directed. You will need to review and update your responses on an annual basis.
- **Set Up Electronic Fund Transfers (EFT):** For faster and more secure payments through Benevity, enable FT to receive donations.
- **Optimize Your Profile:** Enhance your visibility by adding your logo and mission statement to make your organization's purpose and identity clear to donors.

Contact support

For any questions or support, visit the [Benevity Causes Portal Help Center](#) where you can explore our FAQs or ask our AI Bot, Georgie, for help. For more personalized support, please submit a support request. Our dedicated support team is here to assist and enhance nonprofit engagement with Benevity.



ABOUT BENEVITY

Benevity is the global social impact software with an all-in-one platform for corporate grantmaking, volunteering, giving, micro-actions and employee resource groups. A certified B Corporation and recognized in Fortune's Impact 20, we empower iconic brands to attract, retain, and engage diverse workforces, embed social action in customer experiences, support communities and understand their impact in the world. Since our inception, Benevity has helped businesses around the world donate over €14 billion, track 72 million volunteer hours and support communities with over €19 billion in grants.

